


LeviCell System

*The World's First Viable Cell Separation Technology.
Simplified Workflow. Untouched Cells. Marker & Label-Free.*

A Novel and Extremely Powerful Capability to Separate Cells

LevitasBio introduced the first commercial platform that isolates and enriches viable cells without any markers or modifications. For the first time, researchers have access to all high-value primary samples regardless of starting cell number, cell viability or purity.

The LeviCell™ 1.0 System delivers simple, label-free cell separation for fast, effective, and gentle enrichment of cells. This versatile solution can process a broad spectrum of sample types from primary dissociated tissue to previously inaccessible samples and sensitive cell types.




The LeviCell System includes:

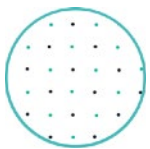
- Two LED fluorescent channels in addition to LED brightfield illumination
- Low pressure (<1 psi) fluidics with low shear stress which translates into no cellular stress
- Flow rates and collection ratios are adjustable through the software
- Large feature sizes prevent clogging, and no prior debris removal is needed
- Image capture and analysis software
- No run-to-run calibration or cleanup is required
- No aerosols or sample-to-sample cross contamination. 100% of the sample remains in the consumable

The LeviCell Cartridge

The LeviCell cartridge is a single-use consumable designed to work with the LeviCell-1.0. By containing the entire sample path onboard, it prevents sample to sample cross-contamination issues and negates any cleaning requirements between runs.

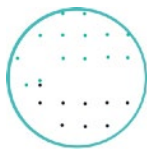


Powerfully Simple Workflow for Label-Free Cell Enrichment and Characterization



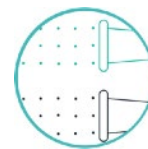
1 Sample Introduction

Sample is pipetted into the LeviCell cartridge.



2 Automated Label-Free Separation

Magnetic force drives levitation based on cells' physical properties.

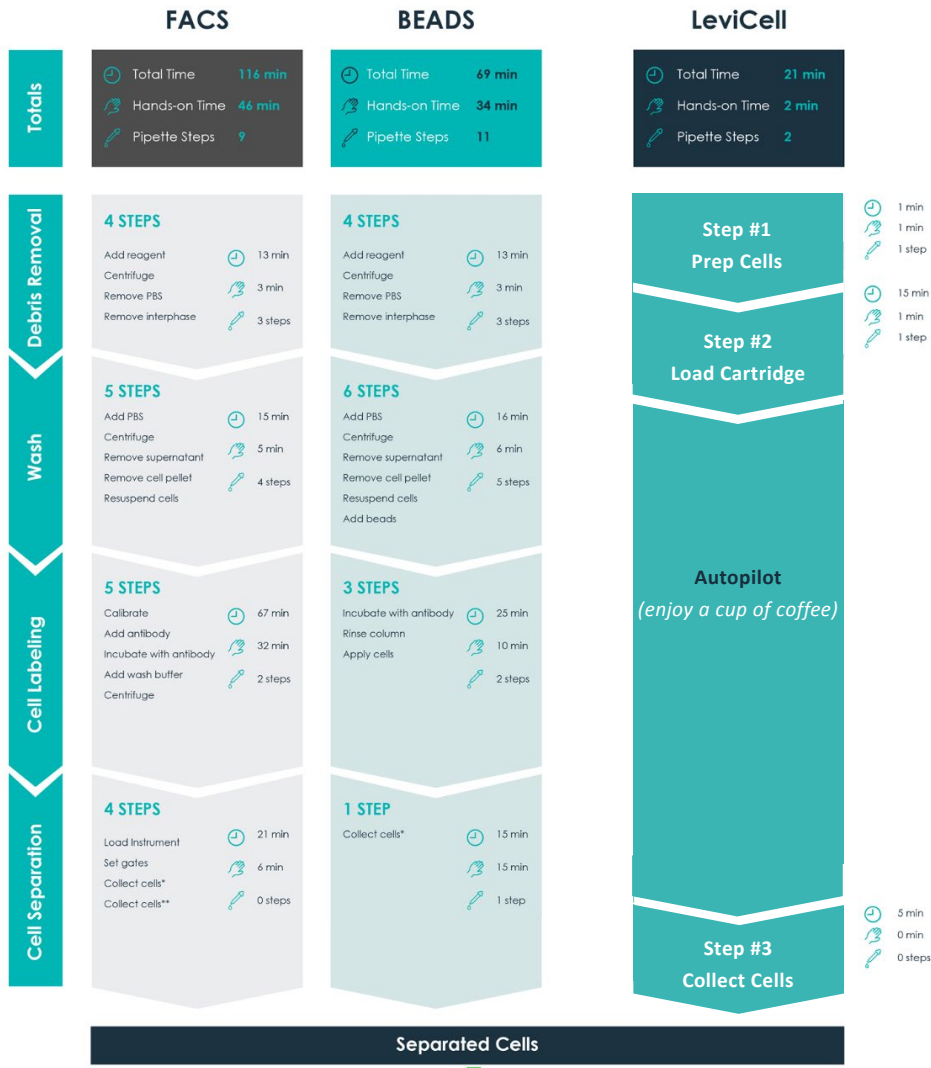


3 Sample Collection

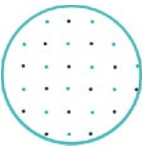
Levitated cells transition into separate wells for collection.

Advantages over the alternatives

	Label-free	High viability	High yield	RBC removal	Ease of use	Debris removal	Gentle	Size limit
LeviCell	✓	✓	✓	✓	✓	✓	✓	350µm
Centrifuge	✓	✗	✗	✓	✗	✓	✗	N/A
Beads	✗	✗	✗	✗	✗	✗	✗	25µm
Bubbles	✗	✗	✗	Limited	✗	✗	✗	60µm
FACS	✗	✗	✗	✗	✗	✗	✗	35µm



For Research Use Only. Not for use in diagnostic procedures. ©2022 LevitasBio, Inc. All rights reserved. LeviCell, LevitasBio, and the LevitasBio logo are trademarks of LevitasBio, Inc. support@levitasbio.com 90-00087A0622



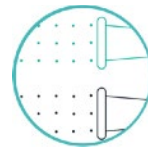
1 Sample Introduction

Sample pipetted into the LeviCell cartridge.



2 Automated Label-Free Sorting

Magnetic force drives levitation based on cells' physical properties.



3 Sample Collection

Levitated cells transition into separate collection ports for later removal.

