

## About this Software

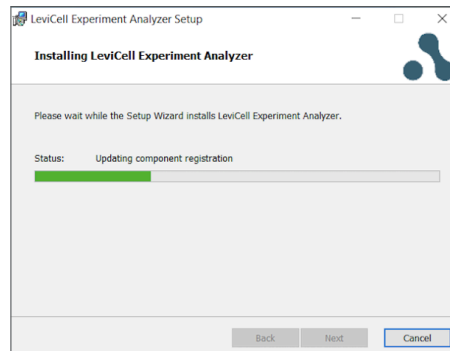
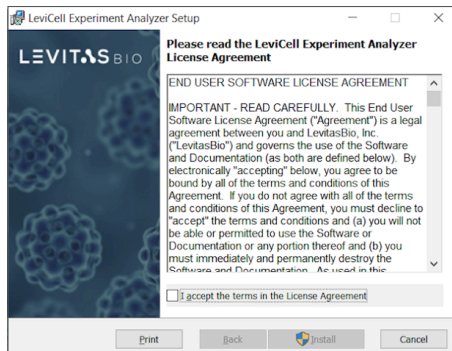
Experiment Analyzer v1.0.1 is designed to run as a standalone software analysis tool. This software uses data image files and experiment files obtained from using the LeviCell™-1.0 system. The Experiment Analyzer software can be downloaded onto a Windows 10 or Windows 11 OS computer for use.

*For use on PC only*

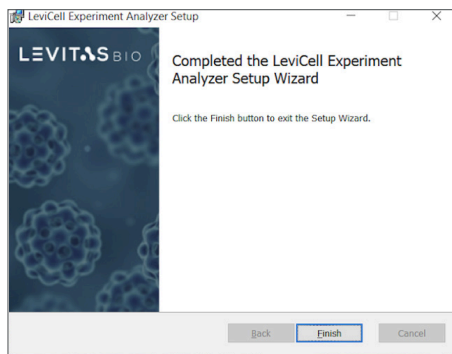
Item	Description
For Use With	LeviCell-1.0 system data image files and experiment files
Last Released Version	None
New Software Version	v1.0.1
New Software Release Date	June 2022
Computer Minimum Requirements	<ul style="list-style-type: none"> <li>Windows 10 operating system</li> <li>Dual-core</li> <li>2.5 GHz Processor</li> <li>8GB installed memory (preferred 16GB)</li> </ul>
Features	<ul style="list-style-type: none"> <li>Easy to use software user interface for analytical tools</li> <li>Creation of time lapse movie file</li> <li>Creation of montage sample flow image file</li> <li>Fractionation analysis and reporting</li> </ul>

## SOFTWARE INSTALLATION

1. Go to ([www.levitasbio.com/support](http://www.levitasbio.com/support))
2. Download the **LeviCell Experiment Analyzer v1.0.1 Setup.msi** file to the PC computer with Windows 10 64-bit.
3. Locate the downloaded .msi file and double-click to open.



8. Follow the instructions to install the new software until you have completed the installation.



10. Locate the new desktop icon and double click to launch Experiment Analyzer.



Contact Technical Support at [support@levitasbio.com](mailto:support@levitasbio.com) or call +1-408-663-4260 if any errors are encountered during the procedure.